



济南帝文数控技术有限公司
Jinan Dwin technology co ltd




DW640 laser engraving and cutting machine



Specifications:	
Model	DW640
Working area :	600*400mm
Laser power :	60W
Laser type :	CO2 sealed laser tube,water-cooled
Cutting speed :	0-5000mm/min
Power supply :	220V±10% /50HZ , 110V±10%/60HZ
Min. shaping character :	Letter 1 x 1mm
Graphic format supported:	BMP, PLT, DST, DXF, AI,CDR
Software supported :	CorelDraw, PhotoShop, AutoCAD
Laser Output Control:	1-100% software setting
Highest Scanning Precision:	2500DPI
Resolution ratio :	<0.01mm
Location precision:	<0.01mm
Working temperature:	5℃—40℃
Operating humidity:	5%-95%(without condensed water)
Equipment Dimension:	1100*750*1100mm
Net Weight	240kg
Optional parts :	Up-down worktable, Red light pointer, Auto focus, Rotary device

Machine configuration

Laser tube 60w	
Focus lens imported from USA	
Reflect mirror	
Industry chiller	
Air compressor	
Driver	
Linear guide rail	
Mainboard and panel	
Motor	

<p>Red point</p>	
<p>Motorized up and down table (optional parts)</p>	
<p>Rotary device, four wheel (optional) Mainly engraving bottle,cups and big diameter cylinder</p>	
<p>Rotary device with 3 clips (Optional) .it can engraving small Dia cylinder such as pencil. cups etc</p>	